



# Stainless Steel Token Shower Panels


## SLZA 28, SLZA 29, SLZA 29T



SLZA 28



SLZA 29



SLZA 29T

### Characteristics



- **hygienic flush**
- stainless steel token wall hung shower panels with bin for tokens
- SLZA 28 is destined for cold or premixed water
- SLZA 29 is destined for cold and hot water, temperature is regulated by mixer
- SLZA 29T is destined for cold and hot water, temperature is regulated by thermostatic mixer
- safety fuse against scalding (SLZA 29T)
- after inserting a token SLZA 52 in to the panel, system reacts on the push of the mechanical button by immediate water flow
- system reacts on the push of the button by immediate water flow and 10 red diods light on, gradual lighting off count down the shower time
- the user can start and stop the water directly in the shower
- 30 % of the time paid before the end of the water supply, the user is notified by interruption of the water flow
- parameters adjustment using by the remote control SLD 04
- material AISI - 304
- brushed finish

### Dimensions

### Technical Specification

#### Operating voltage

- SLZA 28, SLZA 29, SLZA 29T

24 V DC

#### Power input

- operating by 24 V DC

7 W

#### Recommended flow pressure

0,1 - 0,6 MPa

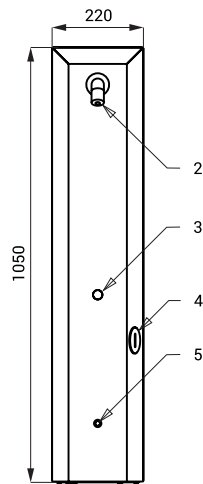
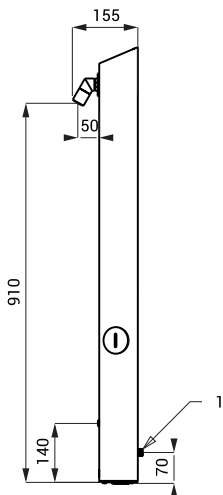
#### Rate of flow

12 l/min.

(inf. data)

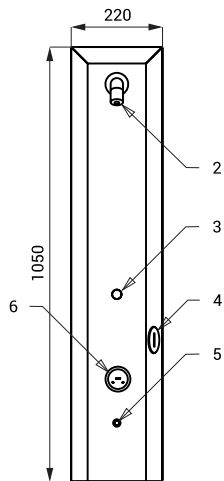
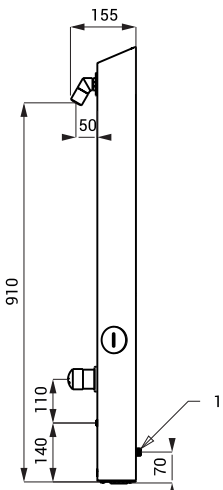
#### Water inlet

male thread G 1/2"



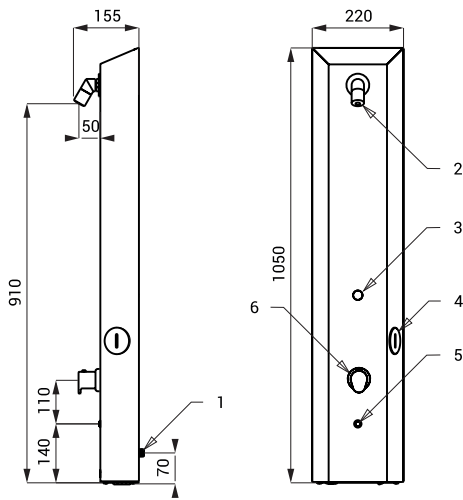
SLZA 28

- 1 - water supply (male thread G 1/2")
- 2 - shower head
- 3 - countdown time indication
- 4 - slot for insertion of token
- 5 - button START/STOP



SLZA 29

- 1 - water supply (male thread G 1/2")
- 2 - shower head
- 3 - countdown time indication
- 4 - slot for insertion of token
- 5 - button START/STOP
- 6 - mixer



SLZA 29T

- 1 - water supply (male thread G 1/2")
- 2 - shower head
- 3 - countdown time indication
- 4 - slot for insertion of token
- 5 - button START/STOP
- 6 - thermostatic mixer

## Supply Specification

- SLZA 28** - **Supply No. 89286** stainless steel shower panel with electronics and bin for tokens, shower head with a possibility to set an angle of water flow, electromagnetic valve (1 pc.), connecting hoses, angle valve with filter (1 pc.)
- SLZA 29** - **Supply No. 89290** stainless steel shower panel with electronics and bin for tokens, shower head with a possibility to set an angle of water flow, electromagnetic valve (1 pc.), mixer, connecting hoses, angle valve with filter and check valve (2 pcs.)
- SLZA 29T** - **Supply No. 89291** stainless steel shower panel with electronics and bin for tokens, shower head with a possibility to set an angle of water flow, electromagnetic valve (1 pc.), thermostatic mixer, connecting hoses, angle valve with filter and check valve (2 pcs.)

## Recommended Accessories

- SLZA 52** - **Supply No. 88520** set of 50 pcs. of plastic tokens
- SLZ 01Y** - **Supply No. 05012** power supply 24 V DC for operating of max. 5 pcs. of showers
- SLZ 01Z** - **Supply No. 05011** power supply 24 V DC for operating of max. 9 pcs. of showers
- SLZ 04Y** - **Supply No. 05042** power supply 24 V DC for DIN rail, for operating of max. 5 pcs. of showers
- SLZ 04Z** - **Supply No. 05041** power supply 24 V DC for DIN rail, for operating of max. 9 pcs. of showers
- SLZ 04X** - **Supply No. 10049** power supply 24 V DC for DIN rail, for operating of max. 15 pcs. of showers
- SLZ 06** - **Supply No. 05060** power supply 24 V DC pro max. 1 pc. of shower
- SLD 04** - **Supply No. 07040** remote control for an adjustment of parameters
- SLT 04** - **Supply No. 09040** thermostatic valve 3/4", rate of flow 28 l/min by the pressure 0,1 MPa
- SLT 05** - **Supply No. 09050** thermostatic valve 1/2", rate of flow 42 l/min by the pressure 0,1 MPa