
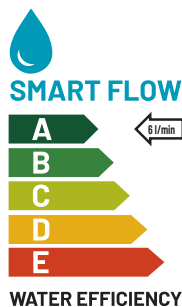


Automatic Wall-mounted Thermostatic Taps SLU 04HT17, SLU 04HT25

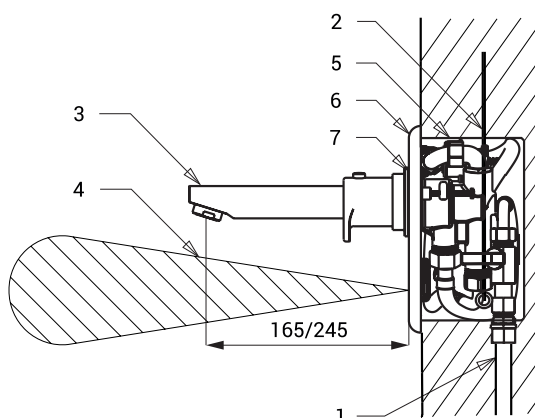


Characteristics



- economical aerator, rate of flow 6 l/min
- hygienic flush
- suitable for medical facilities
- is destined for cold and hot water, temperature is regulated by thermostatic mixer
- safety fuse against scalding
- stop flowing of hot water till 1 s in case of cold water failure
- pressure of hot and cold water must be same
- water is flowing as long as hands are in the active range
- water stops flowing after removal of hands from the active range of sensor after adjustable time delay (can be set in range 0,25 – 7,75 s)
- function of automatic water stop after 5 minut of continuous flow
- monitoring of battery capacity (for models with index B)
- START/STOP program
- parameter adjustment using by the remote control SLD 03
- water flow can be regulated by ball valve

Installation Drawing



- 1 - water supply
- 2 - feed cable from the power supply (SLU 04HT17, SLU 04HT25)
- 3 - spout
- 4 - active range
- 5 - mounting box
- 6 - stainless steel cover with electronics
- 7 - thermostat

Technical Specification

| | |
|--|------------------------------------|
| Stainless steel cover dimension | 170 x 170 x 10 mm |
| Stainless steel mounting box dimension | 155 x 155 x 82 mm |
| Length of the spout | |
| ▪ SLU 04HT17 | 170 mm |
| ▪ SLU 04HT25 | 250 mm |
| Operating voltage | |
| ▪ SLU 04HT17, SLU 04HT25 | 24 V DC |
| ▪ SLU 04HT17B, SLU 04HT25B | 6 V |
| Power input | |
| ▪ operating by 24 V DC | 7 W |
| ▪ operating by 6 V | 3 W |
| Battery life | |
| ▪ 4 pcs. AA alkaline batteries AA, 1,5 V, 2700 mAh | approx. 2 years (100 uses per day) |
| Active range | |
| ▪ standard | 0,27 - 0,35 m |
| ▪ START/STOP program | 0,05 - 0,15 m |
| Recommended flow pressure | 0,1 - 0,6 MPa |
| Rate of flow | 6 l/min. (inf. data) |
| Water inlet | male thread G 3/4" |

Supply Specification

| | |
|--------------------------------|---|
| SLU 04HT17 - Supply No. 43046 | spout, stainless steel cover with electronics, stainless steel mounting box |
| SLU 04HT17B - Supply No. 65043 | with thermostat, solenoid valve, ball valve and screw coupling, |
| SLU 04HT25 - Supply No. 43047 | 4 pcs. AA alkaline batteries 1,5 V, 2700 mAh (for models with index B) |
| SLU 04HT25B - Supply No. 65044 | |

Recommended Accessories

| | | |
|---------|--------------------|--|
| SLZ 01Y | - Supply No. 05012 | power supply 24 V DC for operating of max. 5 pcs. of washbasin taps |
| SLZ 01Z | - Supply No. 05011 | power supply 24 V DC for operating of max. 9 pcs. of washbasin taps |
| SLZ 04Y | - Supply No. 05042 | power supply 24 V DC for DIN rail, for operating of max. 5 pcs. of washbasin taps |
| SLZ 04Z | - Supply No. 05041 | power supply 24 V DC for DIN rail, for operating of max. 9 pcs. of washbasin taps |
| SLZ 04X | - Supply No. 10049 | power supply 24 V DC for DIN rail, for operating of max. 15 pcs. of washbasin taps |
| SLD 03 | - Supply No. 07030 | remote control for an adjustment of parameters |
| SLA 36 | - Supply No. 06360 | set of 4 pcs. alkaline batteries AA, 1,5 V, 2700 mAh (for models with index B) |
| SLA 55A | - Supply No. 06550 | economical aerator 3,8 l/min |
| SLA 55B | - Supply No. 06551 | economical aerator 1,9 l/min |
| SLA 64 | - Supply No. 06640 | thermostatic valve nut spanner |